


Introductory sub-table (I)(a)


Name of the Company ADCON CAPITAL SERVICES LIMITED			
Scrip Code, Name of the scrip, class of security:			
Quarter ended: 30th September, 2015			
Partly paid-up shares:-	No. of partly paid-up shares	As a % of total no. of partly paid-up shares	As a % of total no. of shares of the company
Held by promoter/promoter group		0.00	0
Held by public		0	0
Total - D	0	0	0
Outstanding convertible securities:-	No. of outstanding securities	As a % of total no. of outstanding convertible securities	As a % of total no. of shares of the company, assuming full conversion of the convertible securities
Held by promoter/promoter group		0	0
Held by public		0	0
Total - E	0	0	0
Warrants:-	No. of warrants	As a % of total no. of warrants	As a % of total no. of shares of the company, assuming full conversion of warrants
Held by promoter/promoter group		0	0
Held by public		0	0
Total - F	0	0	0
Total paid-up capital of the company, assuming full conversion of warrants and convertible securities		3551100	




Statement Showing Shareholding Pattern									
Category code	Category of Shareholder	Number of Shareholders	Total number of shares	Table (I)(a)		Total shareholding as a percentage of total number of shares		Shares Pledged or otherwise encumbered	
				Number of shares held in dematerialized form		As a percentage of (A+B) ¹	As a percentage of (A+B+C)	Number of shares	As a percentage
(I)	(II)	(III)	(IV)	(V)	(VI)	(VII)	(VIII)	(IX)= (VIII)/(IV)*100	
(A)	Shareholding of Promoter and Promoter Group ²								
1	Indian								
(a)	Individuals/ Hindu Undivided Family	1	299940	0	8.45	8.45	0	0.00	
(b)	Central Government/ State Government(s)	0	0	0	0.00	0.00	0	0.00	
(c)	Bodies Corporate	0	0	0	0.00	0.00	0	0.00	
(d)	Financial Institutions/ Banks	0	0	0	0.00	0.00	0	0.00	
(e)	Any Others(Specify)	0	0	0	0.00	0.00	0	0.00	
(e-i)	Directors	0	0	0	0.00	0.00	0	0.00	
(e-ii)	Director Relatives	0	0	0	0.00	0.00	0	0.00	
(e-iii)	Person Acting in Concern	0	0	0	0.00	0.00	0	0.00	
	Sub Total(A)(1)	1	299940	0	8.45	8.45	0	0.00	
2	Foreign								
a	Individuals (Non-Residents Individuals/ Foreign Individuals)	0	0	0	0.00	0.00	0	0.00	
b	Bodies Corporate	0	0	0	0.00	0.00	0	0.00	
c	Institutions	0	0	0	0.00	0.00	0	0.00	
d	Qualified Foreign Investor	0	0	0	0.00	0.00	0	0.00	
e	Any Others(Specify)	0	0	0	0.00	0.00	0	0.00	
	Sub Total(A)(2)	0	0	0	0.00	0.00	0	0.00	
	Total Shareholding of Promoter and Promoter Group (A)= (A)(1)+(A)(2)	1	299940	0	8.45	8.45	0	0.00	



(B)	Public shareholding							
I	Institutions							
(a)	Mutual Funds/ UTI	0	0	0	0.00	0.00	0	0
(b)	Financial Institutions / Banks	0	0	0	0.00	0.00	0	0
(c)	Central Government/ State Government(s)	0	0	0	0.00	0.00	0	0
(d)	Venture Capital Funds	0	0	0	0.00	0.00	0	0
(e)	Insurance Companies	0	0	0	0.00	0.00	0	0
(f)	Foreign Institutional Investors	0	0	0	0.00	0.00	0	0
(g)	Foreign Venture Capital Investors	0	0	0	0.00	0.00	0	0
(h)	Qualified Foreign Investor	0	0	0	0.00	0.00	0	0
(i)	Any Other (specify)	0	0	0	0.00	0.00	0	0
	Sub-Total (B)(1)	0	0	0	0.00	0.00	0	0
B 2	Non-institutions							
(a)	Bodies Corporate	26	1269460	0	35.75	35.75	0	0
(b)	Individuals	0	0	0	0.00	0.00	0	0
I	Individuals -i. Individual shareholders holding nominal share capital up to Rs 1 lakh	5820	1386000	2800	39.03	39.03	0	0
II	ii. Individual shareholders holding nominal share capital in excess of Rs. 1 lakh.	19	519600	161500	14.63	14.63	0	0
(c)	Qualified Foreign Investor	0	0	0	0.00	0.00	0	0
(d)	Any Other (specify)	0	0	0	0.00	0.00	0	0
(d-i)	NRI (Repat & Non Repat)	0	0	0	0.00	0.00	0	0
(d-ii)	OCB's	0	0	0	0.00	0.00	0	0
(d-iii)	Trust	0	0	0	0.00	0.00	0	0
(d-iv)	Hindu Undivided Family	5	76100	55500	2.14	2.14	0	0
(d-v)	Employee	0	0	0	0.00	0.00	0	0
(d-vi)	Clearing Members	0	0	0	0.00	0.00	0	0
	Sub-Total (B)(2)	5870	3251160	219800	91.55	91.55	0	0
(B)	Total Public Shareholding (B)= (B)(1)+(B)(2)	5870	3251160	219800	91.55	91.55	0	0.00
	TOTAL (A)+(B)	5871	3551100	219800	100.00	100.00	0	0.00
(C)	Shares held by Custodians and against which Depository Receipts have been issued							
1	Promoter and Promoter Group	0	0	0		0.00	0	0.00
2	Public	0	0	0		0.00	0	0.00
	Sub-Total (C)	0	0	0		0	0	0.00
	GRAND TOTAL (A)+(B)+(C)	5871	3551100	219800		100.00	0	0.00



Sr.No	Notes
1	The Company has applied for listing of its Equity shares at BSE Ltd. under Direct Listing in terms of SEBI Circular CIR/MRD/DSA/18/2014.
2	
3	
4	



(I)(b) Statement showing holding of securities (including shares, warrants, convertible securities) of persons belonging to the category "Promoter and Promoter Group"

Sr.	Name of the shareholder	Details of Shares held		Encumbered shares (*)			Details of warrants		Details of convertible securities		Total shares (including underlying shares assuming full conversion of warrants and convertible securities) as a % of diluted share capital
		Number of shares held	As a % of grand total (A)+(B)+(C)	No.	As a percentage	As a % of grand total (A)+(B)+(C) of sub-clause (I)(a)	Number of warrants held	As a % total number of warrants of the same class	Number of convertible securities held	As a % total number of convertible securities of the same class	
No.											
(I)	(II)	(III)	(IV)	(V)	(VI)=(V)/(III)*100	(VII)	(VIII)	(IX)	(X)	(XI)	(XII)
1	AWADHESH K. PANDEY	299940	8.45		0.00	0.00	0	0	0	0	8.45
	TOTAL	299940	8.45	0	0.00	0.00	0	0	0	0	8.45

(*) The term "encumbrance" has the same meaning as assigned to it in regulation 28(3) of the SAST Regulations, 2011



(I)(c)(i) Statement showing holding of securities (including shares, warrants, convertible securities) of persons belonging to the category "Public" and holding more than 1% of the total number of shares

Sr. No.	Name of the shareholder	Number of shares held	Shares as a percentage of total number of shares {i.e., Grand Total (A)+(B)+(C) indicated in Statement at para (I)(a) above}	Details of warrants		Details of convertible securities		Total shares (including underlying shares assuming full conversion of warrants and convertible securities) as a % of diluted share capital
				Number of warrants held	As a % total number of warrants of the same class	Number of convertible securities held	% w.r.t total number of convertible securities of the same class	
1	LYME GRASS MERCANTILE PRIVATE LIMIT	158960	4.48	0	0	0	0	4.48
2	SEGMENT AGENCIES PVT. LTD.	156350	4.40	0	0	0	0	4.40
3	RIDDHIKA VINCOM PRIVATE LIMITED	152000	4.28	0	0	0	0	4.28
4	AAKRITI DEALERS PRIVATE LIMITED	151950	4.28	0	0	0	0	4.28
5	PASUPATI ENCLAVE PRIVATE LIMITED	150000	4.22	0	0	0	0	4.22
6	BENCHMARK BUILDCON PRIVATE LIMITED	140000	3.94	0	0	0	0	3.94
7	GANGOUR DISTRIBUTORS PRIVATE LIMITE	117600	3.31	0	0	0	0	3.31
8	JAGDAMBA COMPLEX PRIVATE LIMITED	100000	2.82	0	0	0	0	2.82
9	MANOJ KUMAR MISHRA	50100	1.41	0	0	0	0	1.41
10	KIRTI LAND DEVELOPERS(P) LTD.	50000	1.41	0	0	0	0	1.41
11	PRABHAKAR BELNEKAR	40600	1.14	0	0	0	0	1.14
12	S. L. DAGRA	39900	1.12	0	0	0	0	1.12
TOTAL		1307460	36.82	0	0	0	0	36.82



(I)(c)(ii) Statement showing holding of securities (including shares, warrants, convertible securities) of persons (together with PAC) belonging to the category “Public” and holding more than 5% of the total number of shares of the company

Sr. No.	Name(s) of the shareholder(s) and the Persons Acting in Concert (PAC) with them	Number of shares	Shares as a percentage of total number of shares {i.e., Grand Total (A)+(B)+(C) indicated in Statement at para (I)(a) above}	Details of warrants		Details of convertible securities		Total shares (including underlying shares assuming full conversion of warrants and convertible securities) as a % of diluted share capital
				Number of warrants	As a % total number of warrants of the same class	Number of convertible securities held	% w.r.t total number of convertible securities of the same class	
1	NIL		0.00	0	0	0	0	0
TOTAL		0	0.00	0	0	0	0	0



(I)(d) Statement showing details of locked-in shares				
Sr. No.	Name of the shareholder	Number of locked-in shares	Locked-in shares as a percentage of total number of shares {i.e., Grand Total (A)+(B)+(C) indicated in Statement at para (I)(a) above}	Promoter / Promoter Group /]
1	NIL	0	0.00	0
TOTAL		0	0.00	0



(II)(a) Statement showing details of Depository Receipts (DRs)

Sr. No.	Type of outstanding DR (ADRs, GDRs, SDRs, etc.)	Number of outstanding DRs	Number of shares underlying outstanding DRs	Shares underlying outstanding DRs as a percentage of total number of shares {i.e., Grand Total (A)+(B)+(C) indicated in Statement at para (I)(a) above}
1	Nil	0	0	0.00
TOTAL		0	0	0.00



(II)(b) Statement showing holding of Depository Receipts (DRs), where underlying shares held by "promoter/promoter group" are in excess of 1% of the total number of shares

Sr. No.	Name of the DR Holder	Type of outstanding DR (ADRs, GDRs, SDRs, etc.)	Number of shares underlying outstanding DRs	Shares underlying outstanding DRs as a percentage of total number of shares {i.e., Grand Total (A)+(B)+(C) indicated in Statement at para (I)(a) above}
1	NIL	0	0	0.00
TOTAL			0	0.00

